


3M™ Pak 100 Pin Strip Header

.100" and .100" × .100" Straight and Right Angle, Solder Tail

2300 Series



- One and two row versions
- Straight and right angle versions
- Tin lead or gold plating available
- Tapered tip does not cut the socket wipe during insertion, reducing operational failure and repairs
- Board retention feature available
- Two-row right angle mates with Pak 100 wiremount sockets anywhere on the board

Date Modified: December 30, 2003

TS-0766-08
Sheet 1 of 3

Physical

Insulation

Material: Glass Filled Polyester (PBT)
Flammability: UL 94V-0
Color: Black

Contact

Material: Copper Alloy

Plating

Underplating: 100 μ" [2.54 μm] Nickel - QQ-N-290, Class 2
Wiping Area: Tin or Gold (MIL-G-45204), See product descriptor
Solder Tails: 100 μ" [2.54 μm] 90/10 Tin Lead —MIL-P-81728

Electrical

Current Rating: 1 A

Insulation Resistance: $> 1 \times 10^9 \Omega$ at 500 Vdc

Withstanding Voltage: 1000 Vrms at Sea Level

Environmental

Operating Temperature Rating: 55°C to +105°C

UL File No.: E68080

3M

Interconnect Solutions

<http://www.3M.com/interconnects/>

3M is a trademark of 3M Company.

For technical, sales or ordering information call

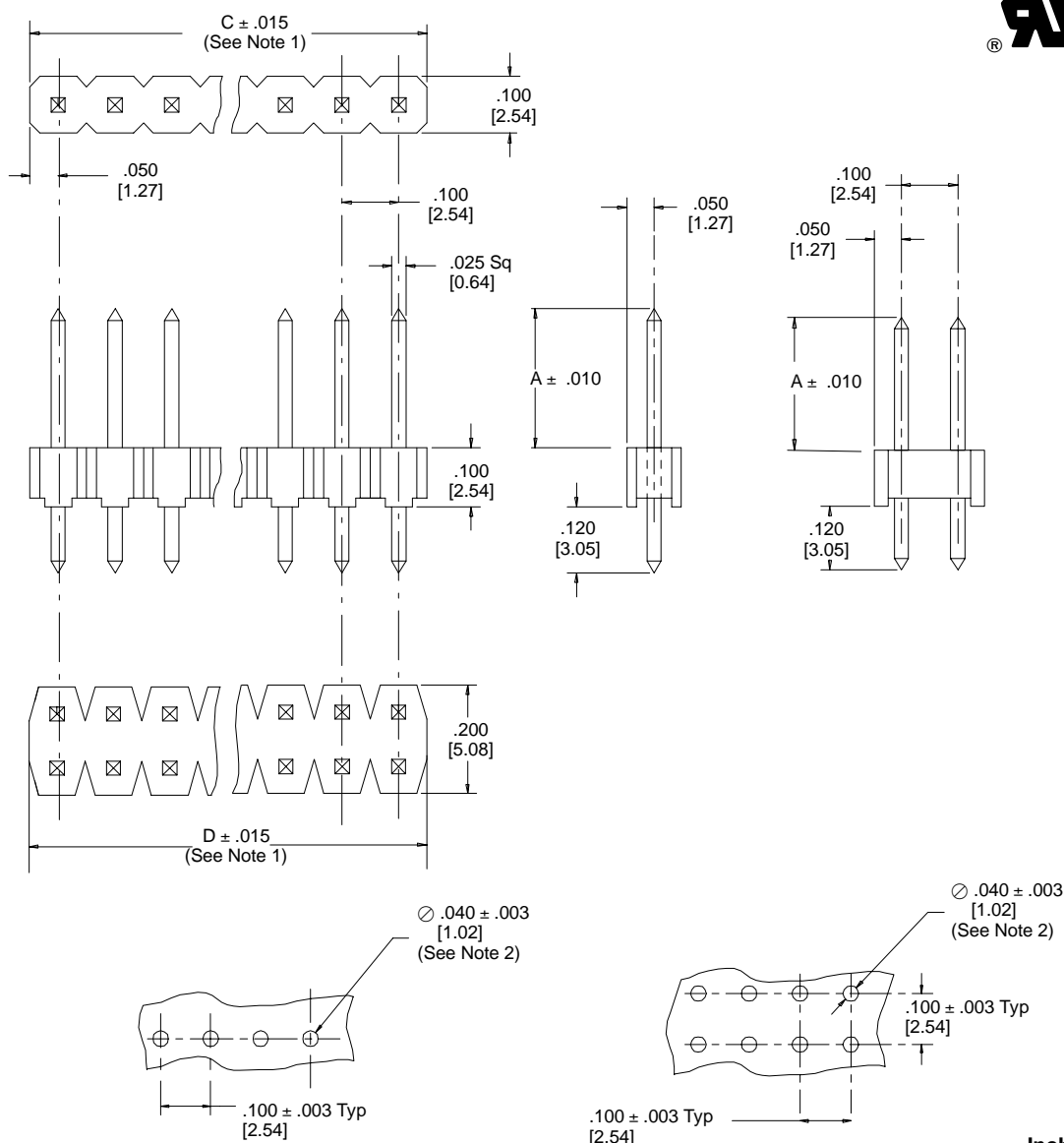
800-225-5373

3M™ Pak 100 Pin Strip Header

.100" and .100" × .100" Straight and Right Angle, Solder Tail

2300 Series

Straight



Recommended Mounting Hole Pattern

Notes:

- "C" = .100" X pin quantity per row.
- The recommended PCB hole size for the kinked tail positions on the .120" solder tail connector is .040" \pm .002. The kinked tail positions are the first and last position in each row.

Inch [mm]			
Tolerance Unless Noted			
	.0	.00	.000
Inch	$\pm .1$	$\pm .01$	$\pm .005$

[] Dimensions for Reference only

Ordering Information

23XX-6XXX XX

Pin Quantity
One Row (02-40)
Two Row (04-80)

Pin Length
(Dim A)
1 = .230"
2 = .318"

Tail
One Row
11 = .120" Solder Tails
51 = .120" Kinked Solder Tails

Two Row
21 = .120" Solder Tails
81 = .120" Kinked Solder Tails

Plating
TB = 30 μ "Gold
TG = 10 μ "Gold
TP = Tin-lead

TS-0766-08
Sheet 2 of 3

3M

Interconnect Solutions

<http://www.3M.com/interconnects/>

3M is a trademark of 3M Company.

For technical, sales or ordering information call

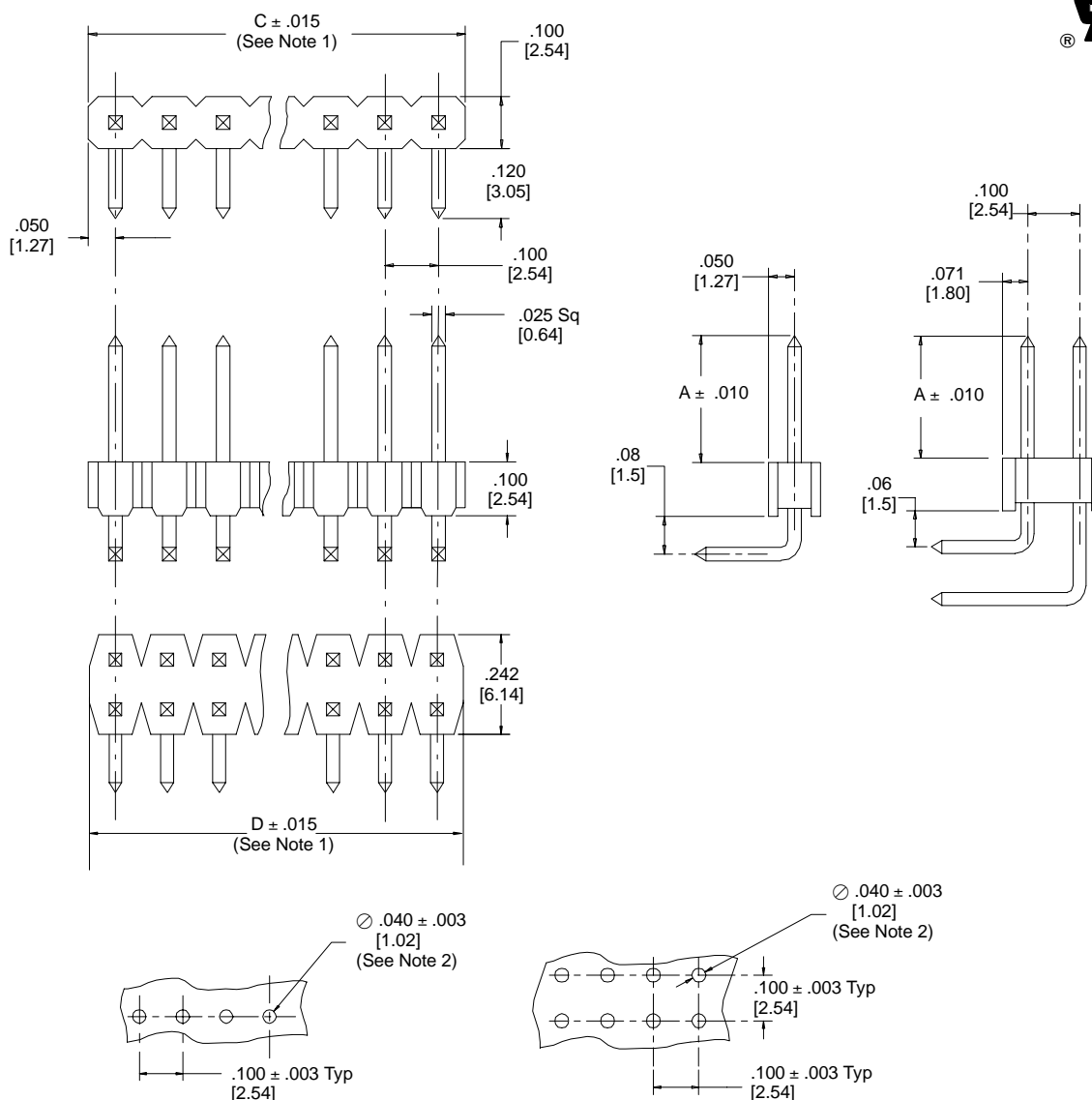
800-225-5373

3M™ Pak 100 Pin Strip Header

.100" and .100" × .100" Straight and Right Angle, Solder Tail

2300 Series

Right Angle



Recommended Mounting Hole Pattern

Notes:

- "C" = .100" X pin quantity per row.
- The recommended PCB hole size for the kinked tail positions on the .120" solder tail connector is .040" ± .002. The kinked tail positions are the first and last position in each row.

Inch
[mm]

Tolerance Unless Noted			
	.0	.00	.000
Inch	± .1	± .01	± .005

[] Dimensions for
Reference only

Ordering Information

23XX-5XXX XX

Pin Quantity
One Row (02-40)
Two Row (04-80)

Pin Length
(Dim A)
1 = .230"
2 = .318"

Tail
One Row
11 = .120" Solder Tails
51 = .120" Kinked Solder Tails

Two Row
21 = .120" Solder Tails
81 = .120" Kinked Solder Tails

Plating
TB = 30μ" Gold
TG = 10μ" Gold
TP = Tin-lead

TS-0766-08
Sheet 3 of 3

Important Notice

All statements, technical information, and recommendations related to 3M's products are based on information believed to be reliable, but the accuracy or completeness is not guaranteed. Before using this product, you must evaluate it and determine if it is suitable for your intended application. You assume all risks and liability associated with such use. Any statements related to the product which are not contained in 3M's current publications, or any contrary statements contained on your purchase order shall have no force or effect unless expressly agreed upon, in writing, by an authorized officer of 3M.



Electronic Solutions Division

6801 River Place Blvd.
Austin, TX 78726-9000
www.3M.com/eisd

Warranty; Limited Remedy; Limited Liability.

This product will be free from defects in material and manufacture for a period of 1 year from the date of purchase. **3M MAKES NO OTHER WARRANTIES INCLUDING, BUT NOT LIMITED TO, ANY IMPLIED WARRANTY OF MERCHANTABILITY OR FITNESS FOR A PARTICULAR PURPOSE.** If this product is defective within the warranty period stated above, your exclusive remedy shall be, at 3M's option, to replace or repair the 3M product or refund the purchase price of the 3M product. **Except where prohibited by law, 3M will not be liable for any loss or damage arising from this 3M product, whether direct, indirect, special, incidental or consequential regardless of the legal theory asserted.**